

**NEW**



## YC Series Y-Check Valves

1/2", 3/4" AND 1" PVDF

### KEY FEATURES

- Available in sizes 1/2", 3/4" and 1"
- Ideal for Harsh Chem Feed Systems/Applications
- Threaded or Socket Fusion (IPS) Ends
- Full Flow Design
- Minimum Pressure Drop
- PVDF Coil to Guide Piston to Positive Seat
- Minimal Back Pressure Required to Seat Piston

### MATERIALS

- Natural PVDF per ASTM D3222 Type 1
- FPM O-Ring Seals, EPDM Upon Request

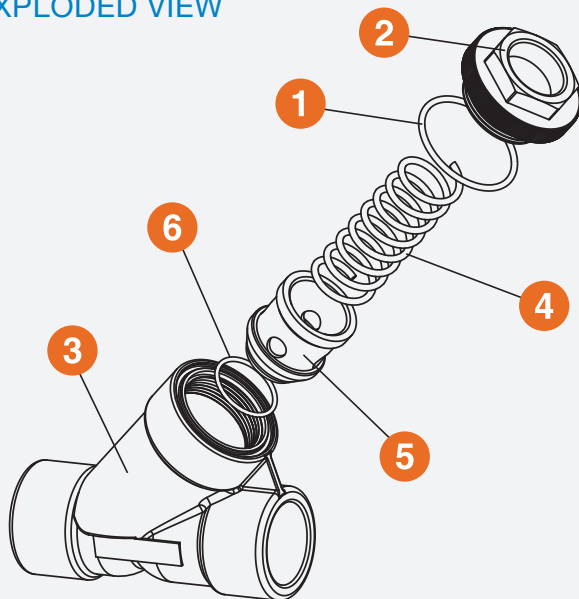
### TYPICAL APPLICATIONS

- Chemical Processing, Handling and Feed Applications
- Water and Wastewater Treatment
- Pulp and Paper
- Marine and Corrosive Environments

\*For installation, see IOM

## TECHNICAL INFORMATION

### EXPLODED VIEW



### SELECTION CHART

SIZE	MATERIAL	END CONNECTION	SEALS	PRESSURE RATING
1/2", 3/4", 1" (DN8 - DN25)	PVDF	Threaded or Socket Fusion (IPS)	FPM	150 PSI @ 70°F 10 Bar @ 21°C Non-Shock

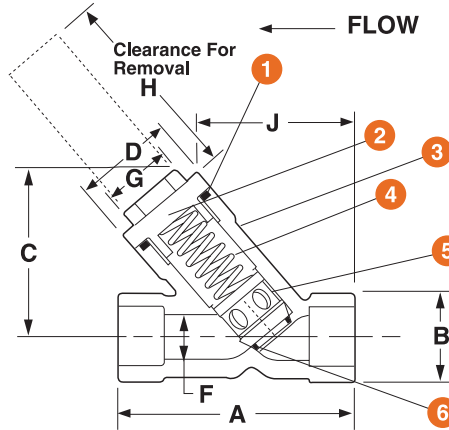
# YC Series Y-Check Valves

1/2", 3/4" AND 1" PVDF

## TECHNICAL INFORMATION, CONTINUED

### PARTS LIST

1. O-Ring Seal-FPM
2. Hex Cap-PVDF
3. Body-PVDF
4. Coil-PVDF
5. Disc-PVDF
6. O-Ring Disc Seal-FPM



### DIMENSIONS

SIZE in / DN	A in / mm	B in / mm	C in / mm	D in / mm	F in / mm	G in / mm	H in / mm	J in / mm	WEIGHT
									lbs / kg
1/2 / 15	3.36 / 86	1.46 / 37	2.25 / 57	1.43 / 36	0.57 / 15	.98 / 25	1.50 / 38	2.44 / 62	0.25 / 0.11
3/4 / 20	4.11 / 105	1.65 / 42	2.79 / 71	1.89 / 48	0.85 / 22	1.21 / 31	1.75 / 44	2.87 / 73	0.63 / 0.29
1 / 25	5.10 / 130	1.98 / 50	3.54 / 90	2.10 / 53	.97 / 25	1.44 / 37	2.25 / 57	3.29 / 84	0.88 / 0.40

Dimensions are subject to change without notice – consult factory for installation information

### Cv VALUES

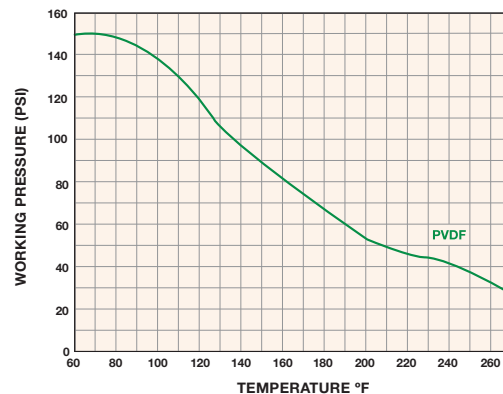
SIZE in / DN	Cv VALUES
1/2 / 15	.8
3/4 / 20	3.0
1 / 25	9.0

### PRESSURE LOSS CALCULATION FORMULA

$$\Delta P = \left[ \frac{Q}{C_v} \right]^2$$

$\Delta P$  = Pressure Drop  
 $Q$  = Flow in GPM  
 $C_v$  = Flow Coefficient

### OPERATING TEMPERATURE/PRESSURE



Hayward is a registered trademark of Hayward Industries, Inc.  
© 2020 Hayward Industries, Inc.

**USA:** 1.888.429.4635 • Fax: 1.888.778.8410 • One Hayward Industrial Drive • Clemmons, NC 27012 • Email: hfcsales@hayward.com  
**Canada:** 1.888.238.7665 • Fax: 1.905.829.3636 • 2880 Plymouth Drive • Oakville, ON L6H 5R4 • Email: hflowcanada@hayward.com  
 Visit us at: haywardflowcontrol.com